







The seriousness lent to the UK's exit of the EU

Question : You know that a majority of the British voted in support of the UK's exit of the EU. The UK, which was not part of the euro zone nor of the Schengen Area, will therefore leave the European Union. In your opinion the exit of the UK from the EU is ... ?

	All French  2016		All Germans.  2016		All Spanish  2016		All Italians  2016		All Poles  2016	
	Jul. ² (%)	Oct. (%)	Jul. (%)	Oct. (%)	Jul. (%)	Oct. (%)	Jul. (%)	Oct. (%)	Jul. (%)	Oct. (%)
• Not so serious since the UK has always had a special status in Europe and has always impeded progress in European integration.....	58	45	41	38	42	40	49	44	23	22
• Quite serious, but not as much as if another major member country of the euro area left the European Union.....	29	36	34	37	30	29	27	35	23	23
• Very serious because it is one the main Member States and one of the main European economic powers which is leaving the European Union.....	13	19	25	25	28	31	24	21	54	55
TOTAL.....	100	100	100	100	100	100	100	100	100	100


² Ifop Survey for the Jean Jaurès Foundation and the FEPS undertaken via self-administered questionnaire on-line between 28th June and 6th July 2016 amongst six samples representative of the national population aged 18 years and over: France (1 004 people), Germany (1 000 people), Italy (1 002 people), Spain (1001 people), Belgium (1007 people), Poland (1 012 people).

The seriousness lent to the UK's exit of the EU

	Not so serious since the UK has always had a special status in Europe and has always impeded progress in European integration	Quite serious, but not as much as if another major member country of the euro area left the European Union	Very serious because it is one the main Member States and one of the main European economic powers which is leaving the European Union
	(%)	(%)	(%)
ALL FRENCH	45	36	19
SEX OF THE INTERVIEWEE			
Man	49	32	19
Woman	42	39	19
AGE OF THE INTERVIEWEE			
Under 35 years			
18 to 24 years.....	25	43	32
25 to 34 years.....	20	44	36
35 years and over	29	41	30
35 years and over			
35 to 49 years.....	53	33	14
50 to 64 years.....	45	36	19
65 years and over.....	58	29	13
65 years and over.....	55	36	9
PROFESSION OF THE INTERVIEWEE			
ACTIVE			
SPC+			
Independent worker(*)	42	35	23
Executive.....	35	35	30
Intermediary Profession	35	36	29
SPC	43	38	19
White collar	45	35	20
Blue collar.....	42	37	21
INACTIVE	49	32	19
Retired	50	36	14
Other inactive.....	58	33	9
Other inactive.....	36	42	22
LEVEL OF EDUCATION			
No qualifications/ CEP / BEPC	50	33	17
CAP / BEP	56	31	13
Baccalauréat	54	34	12
Bac + 2 years, Bac level + 2 years	40	39	21
Degree /Higher Diploma.....	44	33	23
Student	19	46	35
REGION			
Parisian Region			
Province	39	37	24
North East	47	35	18
North West.....	47	39	14
South West.....	44	34	22
South East.....	56	34	10
South East.....	46	34	20
SIZE OF URBAN UNIT			
Rural Communities	45	37	18
Urban provincial communities.....	48	34	18
Parisian Agglomeration.....	38	38	24
POLITICAL LEANING			
Left			
LO / NPA (*)	43	36	21
Left Front	19	29	52
Socialist Party	50	31	19
Europe Ecology / The Greens	45	41	14
Europe Ecology / The Greens	43	30	27
Modem			
Right			
The Republicans.....	46	35	19
Front National.....	47	33	20
Front National	42	38	20
Front National	52	29	19
No partisan leanings			
49			
37			
14			
VOTE IN THE PRESIDENTIAL 2012 (1st round)			
Jean-Luc Mélenchon	46	34	20
François Hollande	51	34	15
François Bayrou	43	42	15
Nicolas Sarkozy	44	35	21
Marine Le Pen	55	31	14
RELIGION			
Catholic			
Practicing Catholic.....	50	34	16
Non-Practicing Catholic.....	42	25	33
Non-Practicing Catholic.....	52	35	13
Other religion			
30			
41			
29			
No religion			
43			
37			
20			
THE WAY ONE MAKES ENDS MEET			
Easily.....	40	38	22
With difficulty.....	49	34	17


(*) Under 40 individuals : these results are to be interpreted with caution due the low numbers of interviewees

The seriousness lent to the UK's exit of the EU

	Not so serious since the UK has always had a special status in Europe and has always impeded progress in European integration	Quite serious, but not as much as if another major member country of the euro area left the European Union	Very serious because it is one the main Member States and one of the main European economic powers which is leaving the European Union
	(%)	(%)	(%)
ALL GERMANS	38	37	25
SEX OF THE INTERVIEWEE			
Man	42	35	23
Woman	35	38	27
AGE OF THE INTERVIEWEE			
Under 35 years	29	43	28
18 to 24 years.....	24	47	29
25 to 34 years.....	32	40	28
35 years and over	41	35	24
35 to 49 years.....	32	40	28
50 to 64 years.....	38	38	24
65 years and over.....	55	26	19
PROFESSION OF THE INTERVIEWEE			
SPC more	32	37	31
SPC less	35	42	23
INACTIVE	45	32	23
LEVEL OF EDUCATION			
Low level	36	36	28
Average level	35	43	22
High Level Graduate	40	36	24
High Level Post Graduate	39	34	27
REGION			
West Germany	40	36	24
Bremen, Hamburg, Nieder.-Sachsen Schleswig-Holstein	39	37	24
Nord Rhein Westfalen.....	33	37	30
B.-Württemberg, Hessenn, Rhineland Pfalz., Saarland	42	35	23
Bavaria	46	36	18
Berlin	34	36	30
East Germany	32	42	26
Brandenburg, Mecklenburg-P.-O., Sachsen-Anhalt	34	39	27
Sachsen, Thuringen	29	46	25
POLITICAL LEANING			
Left	38	38	24
Die Linke	43	34	23
SPD	37	39	24
Grüne	34	42	24
FDP	48	26	26
Right	34	38	28
CDU/CSU	31	42	27
Alternative fur Deutschland	38	32	30
Other political party	54	32	14
No political party	37	38	25
RELIGION			
Catholic	39	42	19
Practicing Catholic.....	28	43	29
Non-Practicing Catholic.....	42	42	16
Protestant	37	33	30
Practicing Protestant.....	35	33	32
Non-Practicing Protestant.....	38	33	29
Other religion	30	43	27
No religion	40	35	25
THE WAY ONE MAKES ENDS MEET			
Easily.....	38	38	24
With difficulty.....	39	34	27


(*)Under 40 individuals : these results are to be interpreted with caution due the low numbers of interviewees

The seriousness lent to the UK's exit of the EU

	Not so serious since the UK has always had a special status in Europe and has always impeded progress in European integration	Very serious because it is one the main Member States and one of the main European economic powers which is leaving the European Union	Quite serious, but not as much as if another major member country of the euro area left the European Union
	(%)	(%)	(%)
ALL SPANISH	40	31	29
SEX OF THE INTERVIEWEE			
Man	43	29	28
Woman	37	33	30
AGE OF THE INTERVIEWEE			
Under 35 years	26	40	34
18 to 24 years.....	25	43	32
25 to 34 years.....	26	39	35
35 years and over	45	28	27
35 to 49 years.....	39	31	30
50 to 64 years.....	51	25	24
65 years and over.....	49	26	25
PROFESSION OF THE INTERVIEWEE			
SPC more	41	33	26
SPC less	39	30	31
INACTIVE	41	31	28
LEVEL OF EDUCATION			
Low level	44	25	31
Average level	42	31	27
High Level Graduate	40	31	29
High Level Post Graduate	30	40	30
REGION			
North West.....	46	34	20
Nord East	39	29	32
Madrid	30	35	35
Centre	38	29	33
East	46	28	26
- including Catalonia	47	25	28
South	38	32	30
Canaries	36	41	23
POLITICAL LEANING			
Left	39	29	32
Podemos	41	27	32
Izquierda Unita	53	23	24
Spanish Socialist Workers' Party	29	34	37
Ciudadanos	38	35	27
Peoples' Party	37	37	26
Other political party	54	33	13
No political party	39	29	32
RELIGION			
Catholic	39	33	28
Practicing Catholic.....	40	35	25
Non-Practicing Catholic.....	38	33	29
Other religion	33	41	26
No religion	45	25	30
THE WAY ONE MAKES ENDS MEET			
Easily.....	38	31	31
With difficulty.....	44	32	24


(*Under 40 individuals : these results are to be interpreted with caution due the low numbers of interviewees

The seriousness lent to the UK's exit of the EU

	Not so serious since the UK has always had a special status in Europe and has always impeded progress in European integration (%)	Quite serious, but not as much as if another major member country of the euro area left the European Union (%)	Very serious because it is one the main Member States and one of the main European economic powers which is leaving the European Union (%)
ALL ITALIANS	44	35	21
SEX OF THE INTERVIEWEE			
Man	49	34	17
Woman	40	36	24
AGE OF THE INTERVIEWEE			
Under 35 years	26	42	32
18 to 24 years.....	18	49	33
25 to 34 years.....	31	38	31
35 years and over	50	33	17
35 to 49 years.....	39	37	24
50 to 64 years.....	50	30	20
65 years and over.....	62	31	7
PROFESSION OF THE INTERVIEWEE			
SPC more.....	31	45	24
SPC less.....	42	34	24
INACTIVE	50	33	17
LEVEL OF EDUCATION			
Low level	47	31	22
Average level	51	33	16
High Level Graduate	39	37	24
High Level Post Graduate	36	39	25
REGION			
North West.....	50	34	16
Nord East	47	36	17
Centre	42	34	24
South	39	37	24
POLITICAL LEANING			
Left	37	40	23
Democratic Party.....	37	41	22
Five Stars Movement	55	26	19
Right	53	30	17
Forza Italia	56	31	13
Lega Nord	55	30	15
No political party	39	40	21
RELIGION			
Catholic	45	34	21
Practicing Catholic.....	43	33	24
Non-Practicing Catholic.....	46	35	19
Other religion(*)	48	28	24
No religion	44	37	19
THE WAY ONE MAKES ENDS MEET			
Easily.....	42	38	20
With difficulty.....	46	32	22

(*)Under 40 individuals : these results are to be interpreted with caution due the low numbers of interviewees






The seriousness lent to the UK's exit of the EU

	Very serious because it is one the main Member States and one of the main European economic powers which is leaving the European Union (%)	Quite serious, but not as much as if another major member country of the euro area left the European Union (%)	Not so serious since the UK has always had a special status in Europe and has always impeded progress in European integration (%)
ALL POLES	55	23	22
SEX OF THE INTERVIEWEE			
Man	53	21	26
Woman	57	25	18
AGE OF THE INTERVIEWEE			
Under 35 years	55	30	15
18 to 24 years.....	62	29	9
25 to 34 years.....	50	32	18
35 years and over	56	19	25
35 to 49 years.....	54	24	22
50 to 64 years.....	57	16	27
65 years and over.....	54	18	28
PROFESSION OF THE INTERVIEWEE			
SPC more.....	60	24	16
SPC less.....	53	22	25
INACTIVE	55	23	22
LEVEL OF EDUCATION			
Low level	49	19	32
Average level	56	23	21
High Level Graduate	48	26	26
High Level Post Graduate	57	22	21
REGION			
Lodz, Mazovia	54	22	24
Little Poland, Silesia	55	22	23
Lublin, B.-Carpathians, Ste-Croix, Podlachia	57	21	22
Greater Poland, Pomerania O., Lubusz	52	28	20
Lower Silesia, Opole	54	27	19
C.-Pomerania, V.-Mazuria, Pomerania	59	19	22
POLITICAL LEANING			
Left	60	13	27
Together (Razem) (*)	72	8	20
Democratic Left Alliance (SLD)	50	17	33
Other left parties	64	11	25
Modern (Nowoczesna)	63	21	16
Right	55	24	21
Civic Platform (PO)	59	22	19
Law and Justice (PiS)	55	26	19
Kukiz'15	47	27	26
KORWiN (*)	60	8	32
Other political party	48	28	24
RELIGION			
Catholic	56	23	21
Practicing Catholic.....	58	22	20
Non-Practicing Catholic.....	54	24	22
Other religion	43	37	20
No religion	57	20	23


(*)Under 40 individuals : these results are to be interpreted with caution due the low numbers of interviewees

Forecast about the development of the British economy

Question : Do you think that in the next few months/years the British economy?


	All French  2016		All Germans  2016		All Spanish  2016		All Italians  2016		All Poles  2016	
	Jul. (%)	Oct. (%)	Jul. (%)	Oct. (%)	Jul. (%)	Oct. (%)	Jul. (%)	Oct. (%)	Jul. (%)	Oct. (%)
• <u>Will be weakened</u> by this decision to leave the EU	55	51	69	69	66	61	46	43	62	54
• <u>Will neither be boosted nor weakened</u> by this decision to leave the EU	33	31	22	19	22	26	27	23	26	32
• <u>Will be boosted</u> by this decision to leave the EU	12	18	9	12	12	13	27	34	12	14
TOTAL.....	100	100	100	100	100	100	100	100	100	100

Forecast about the development of the British economy

	Will be weakened by this decision to leave the EU	Will neither be boosted nor weakened by this decision to leave the EU	Will be boosted by this decision to leave the EU
	(%)	(%)	(%)
ALL FRENCH	51	31	18
SEX OF THE INTERVIEWEE			
Man	55	27	18
Woman	46	36	18
AGE OF THE INTERVIEWEE			
Under 35 years			
18 to 24 years.....	50	27	23
25 to 34 years.....	52	27	21
35 years and over	49	27	24
35 years and over	51	33	16
35 to 49 years.....	44	34	22
50 to 64 years.....	47	36	17
65 years and over.....	63	28	9
PROFESSION OF THE INTERVIEWEE			
ACTIVE			
SPC+			
Independent worker(*)	52	21	27
Executive.....	40	19	41
Executive.....	57	23	20
Intermediary profession	52	31	17
SPC-			
White collar	40	39	21
Blue collar.....	44	37	19
Blue collar.....	35	42	23
INACTIVE			
Retired	57	30	13
Other inactive.....	63	28	9
Other inactive.....	46	32	22
LEVEL OF EDUCATION			
No qualifications/ CEP / BEPC	52	30	18
CAP / BEP	40	46	14
Baccalauréat	49	33	18
Bac + 2 years, Bac level + 2 years	54	27	19
Degree /Higher Diploma.....	65	25	10
Student	44	22	34
REGION			
Parisian Region			
Province			
Nord East	60	24	16
North West.....	49	33	18
North West.....	48	34	18
South West.....	41	37	22
South West.....	52	31	17
South East.....	53	31	16
SIZE OF URBAN UNIT			
Rural Communities	48	34	18
Urban provincial communities.....	49	33	18
Parisian Agglomeration.....	59	24	17
POLITICAL LEANING			
Left			
LO / NPA (*)	57	23	20
Left Front	24	27	49
Left Front	45	31	24
Socialist Party	67	20	13
Europe Ecologie / The Greens	57	20	23
Modem			
Right			
Les Républicains	51	30	19
Les Républicains	52	30	18
Front National	60	31	9
Front National	37	33	30
No political leaning			
40			
44			
16			
VOTE IN THE PRESIDENTIAL 2012 (1st round)			
Jean-Luc Mélenchon	55	32	13
François Hollande	63	20	17
François Bayrou	53	34	13
Nicolas Sarkozy	58	33	9
Marine Le Pen	31	37	32
RELIGION			
Catholic			
Practicing Catholic.....	51	31	18
Practicing Catholic.....	47	15	38
Non-Practicing Catholic.....	52	34	14
Other religion			
46			
37			
17			
No religion			
50			
31			
19			
THE WAY ONE MAKES ENDS MEET			
Easily.....	58	26	16
With difficulty.....	45	36	19


(*)Under 40 individuals : these results are to be interpreted with caution due the low numbers of interviewees

Forecast about the development of the British economy

	Will be weakened by this decision to leave the EU	Will neither be boosted nor weakened by this decision to leave the EU	Will be boosted by this decision to leave the EU
	(%)	(%)	(%)
ALL GERMANS	69	19	12
SEX OF THE INTERVIEWEE			
Man	74	15	11
Woman	64	22	14
AGE OF THE INTERVIEWEE			
Under 35 years	68	17	15
18 to 24 years.....	74	15	11
25 to 34 years.....	65	18	17
35 years and over	69	19	12
35 to 49 years.....	63	21	16
50 to 64 years.....	69	20	11
65 years and over.....	77	15	8
PROFESSION OF THE INTERVIEWEE			
SPC more.....	72	14	14
SPC less.....	63	23	14
INACTIVE	74	17	9
LEVEL OF EDUCATION			
Low level	64	24	12
Average level	70	18	12
High Level Graduate	70	19	11
High Level Post Graduate	72	13	15
REGION			
West Germany	71	17	12
Bremen, Hamburg, Nieder.-Sachsen Schleswig-Holstein	73	16	11
Nord Rhein Westfalen.....	70	16	14
B.-Württemberg, Hessen, Rhineland Pfalz., Saarland	74	14	12
Bavaria	68	22	10
Berlin	68	20	12
East Germany	59	26	15
Brandenburg, Mecklenburg-P.-O., Sachsen-Anhalt	60	26	14
Sachsen, Thuringen	58	26	16
POLITICAL LEANING			
Left	76	14	10
Die Linke	69	18	13
SPD	80	11	9
Grüne	78	15	7
FDP	78	19	3
Right	68	14	18
CDU/CSU	77	12	11
Alternative für Deutschland	53	19	28
Other political party	60	24	16
No political party	58	30	12
RELIGION			
Catholic	72	14	14
Practicing Catholic.....	74	9	17
Non-Practicing Catholic.....	72	15	13
Protestant	72	17	11
Practicing Protestant	71	19	10
Non Practicing Protestant	73	16	11
Other religion	57	29	14
No religion	69	18	13
THE WAY ONE MAKES ENDS MEET			
Easily.....	71	17	12
With difficulty.....	65	22	13


(*)Under 40 individuals : these results are to be interpreted with caution due the low numbers of interviewees

Forecast about the development of the British economy

	Will be weakened by this decision to leave the EU	Will neither be boosted nor weakened by this decision to leave the EU	Will be boosted by this decision to leave the EU
	(%)	(%)	(%)
ALL SPANISH	61	26	13
SEX OF THE INTERVIEWEE			
Man	66	21	13
Woman	57	29	14
AGE OF THE INTERVIEWEE			
Under 35 years	59	21	20
18 to 24 years.....	65	20	15
25 to 34 years.....	56	22	22
35 years and over	62	27	11
35 to 49 years.....	62	27	11
50 to 64 years.....	59	27	14
65 years and over.....	65	27	8
PROFESSION OF THE INTERVIEWEE			
SPC more.....	62	24	14
SPC less.....	60	25	15
INACTIVE	62	26	12
LEVEL OF EDUCATION			
Low level	57	30	13
Average level	56	29	15
High Level Graduate	65	22	13
High Level Post Graduate	65	24	11
REGION			
North West.....	71	20	9
Nord East	62	24	14
Madrid	63	28	9
Centre	62	23	15
East	55	30	15
- including Catalonia	53	31	16
South	64	21	15
Canaries	58	33	9
POLITICAL LEANING			
Left	60	24	16
Podemos	52	26	22
Izquierda Unita	54	32	14
Spanish Socialist Workers' Party	71	18	11
Ciudadanos	68	26	6
Peoples' Party	77	18	5
Other political party	50	26	24
No political party	56	29	15
RELIGION			
Catholic	65	23	12
Practicing Catholic.....	59	30	11
Non-Practicing Catholic.....	66	22	12
Other religion	46	34	20
No religion	57	28	15
THE WAY ONE MAKES ENDS MEET			
Easily.....	65	23	12
With difficulty.....	53	30	17

(*)Under 40 individuals : these results are to be interpreted with caution due the low numbers of interviewees

Forecast about the development of the British economy

	Will be weakened by this decision to leave the EU (%)	Will neither be boosted nor weakened by this decision to leave the EU (%)	Will be boosted by this decision to leave the EU (%)
ALL ITALIANS	43	34	23
SEX OF THE INTERVIEWEE			
Man	47	33	20
Woman	40	35	25
AGE OF THE INTERVIEWEE			
Under 35 years	48	37	15
18 to 24 years.....	60	28	12
25 to 34 years.....	40	42	18
35 years and over	42	33	25
35 to 49 years.....	38	41	21
50 to 64 years.....	41	33	26
65 years and over.....	47	25	28
PROFESSION OF THE INTERVIEWEE			
SPC more.....	49	30	21
SPC less.....	39	39	22
INACTIVE	44	32	24
LEVEL OF EDUCATION			
Low level	30	38	32
Average level	41	36	23
High Level Graduate	45	37	18
High Level Post Graduate	50	28	22
REGION			
North West.....	53	25	22
Nord East	42	35	23
Centre	42	34	24
South.....	38	40	22
POLITICAL LEANING			
Left	63	16	21
Democratic Party.....	71	10	19
Five Stars Movement	26	52	22
Right	31	50	19
Forza Italia	36	40	24
Lega Nord	17	65	18
No political party	46	27	27
RELIGION			
Catholic	44	34	22
Practicing Catholic.....	43	35	22
Non-Practicing Catholic.....	45	33	22
Other religion(*)	24	45	31
No religion	46	34	20
THE WAY ONE MAKES ENDS MEET			
Easily.....	56	25	19
With difficulty.....	33	42	25

(*)Under 40 individuals : these results are to be interpreted with caution due the low numbers of interviewees






Forecast about the development of the British economy

	Will be weakened by this decision to leave the EU (%)	Will neither be boosted nor weakened by this decision to leave the EU (%)	Will be boosted by this decision to leave the EU (%)
ALL POLES	54	32	14
SEX OF THE INTERVIEWEE			
Man	58	29	13
Woman	50	35	15
AGE OF THE INTERVIEWEE			
Under 35 years	50	30	20
18 to 24 years.....	47	31	22
25 to 34 years.....	52	30	18
35 years and over	55	33	12
35 to 49 years.....	50	32	18
50 to 64 years.....	58	32	10
65 years and over.....	60	34	6
PROFESSION OF THE INTERVIEWEE			
SPC more.....	58	24	18
SPC less.....	50	35	15
INACTIVE	55	33	12
LEVEL OF EDUCATION			
Low level	50	25	25
Average level	53	34	13
High Level Graduate	51	34	15
High Level Post Graduate	57	27	16
REGION			
Lodz, Mazovia	55	33	12
Little Poland, Silesia	56	27	17
Lublin, B.-Carpathians, Ste-Croix, Podlachia	54	34	12
Greater Poland, Pomerania O., Lubusz	53	32	15
Lower Silesia, Opole	60	27	13
C.-Pomerania, V.-Mazuria, Pomerania	45	39	16
POLITICAL LEANING			
Left	59	30	11
Together (Razem) (*)	52	38	10
Democratic Left Alliance (SLD)	58	29	13
Other Leftwing Parties	65	27	8
Modern (Nowoczesna)	71	23	6
Right	51	31	18
Civic Platform (PO)	69	22	9
Law and Justice (PIS)	48	32	20
Kukiz'15	35	45	20
KORWiN (*)	27	25	48
Other political party	43	40	17
RELIGION			
Catholic	53	31	16
Practicing Catholic.....	51	32	17
Non-Practicing Catholic.....	58	29	13
Other religion	54	31	15
No religion	61	29	10


(*)Under 40 individuals : these results are to be interpreted with caution due the low numbers of interviewees

Forecast about the impact of the Brexit on the National Economy

Question : In your opinion will the exit of the UK from the EU ... ?


	All French  2016		All Germans  2016		All Spanish  2016		All Italians  2016		All Poles  2016	
	Jul. (%)	Oct. (%)	Jul. (%)	Oct. (%)	Jul. (%)	Oct. (%)	Jul. (%)	Oct. (%)	Jul. (%)	Oct. (%)
• Offer opportunities to your country's economy.....	31	35	39	41	25	35	29	32	26	26
• Weaken your country's economy.....	21	24	29	28	35	28	26	28	40	35
- No opinion	48	41	32	31	40	37	45	40	34	39
TOTAL.....	100	100	100	100	100	100	100	100	100	100

Forecast about the impact of the Brexit on the national economy

	Offer opportunities to the French economy (%)	Weaken the French economy (%)	No opinion (%)
ALL FRENCH	35	24	41
SEX OF THE INTERVIEWEE			
Man	43	24	33
Woman	27	24	49
AGE OF THE INTERVIEWEE			
Under 35 years	25	38	37
18 to 24 years.....	23	39	38
25 to 34 years.....	26	37	37
35 years and over	38	19	43
35 to 49 years.....	37	23	40
50 to 64 years.....	40	17	43
65 years and over.....	38	15	47
PROFESSION OF THE INTERVIEWEE			
ACTIVE	34	27	39
SPC+	33	32	35
Independent worker(*)	30	45	25
Executive.....	35	26	39
Intermediary profession	37	23	40
SPC-	34	26	40
White collar	32	26	42
Blue collar.....	36	25	39
INACTIVE	35	20	45
Retired	38	16	46
Other inactive.....	29	28	43
LEVEL OF EDUCATION			
No qualifications/ CEP / BEPC	37	29	34
CAP / BEP	32	11	57
Baccalauréat	34	24	42
Bac + 2 years, Bac level + 2 years	36	26	38
Degree /Higher Diploma.....	37	23	40
Student	32	39	29
REGION			
Parisian Region	34	24	42
Province	35	24	41
Nord East	33	25	42
North West.....	32	26	42
South West.....	42	15	43
South East.....	35	25	40
SIZE OF URBAN UNIT			
Rural Communities	33	24	43
Urban provincial communities.....	36	23	41
Parisian Agglomeration.....	34	25	41
POLITICAL LEANING			
Left	39	25	36
LO / NPA (*)	32	56	12
Left Front	42	17	41
Socialist Party	42	21	37
Europe Ecologie / The Greens	30	30	40
Modem	32	26	42
Right	39	25	36
Les Républicains	36	26	38
Front National	38	26	36
No political leaning	26	19	55
VOTE IN THE PRESIDENTIAL 2012 (1st round)			
Jean-Luc Mélenchon	37	22	41
François Hollande	42	16	42
François Bayrou	33	18	49
Nicolas Sarkozy	35	24	41
Marine Le Pen	43	21	36
RELIGION			
Catholic	35	21	44
Practicing Catholic.....	37	33	30
Non-Practicing Catholic.....	35	19	46
Other religion	26	38	36
No religion	37	25	38
THE WAY ONE MAKES ENDS MEET			
Easily.....	39	26	35
With difficulty.....	31	23	46


(*)Under 40 individuals : these results are to be interpreted with caution due the low numbers of interviewees

Forecast about the impact of the Brexit on the national economy

	Offer opportunities to the German economy (%)	Weaken the German economy (%)	No opinion (%)
ALL GERMANS	41	28	31
SEX OF THE INTERVIEWEE			
Man	51	27	22
Woman	32	28	40
AGE OF THE INTERVIEWEE			
Under 35 years	35	32	33
18 to 24 years.....	28	37	35
25 to 34 years.....	39	28	33
35 years and over	43	26	31
35 to 49 years.....	34	30	36
50 to 64 years.....	49	21	30
65 years and over.....	47	27	26
PROFESSION OF THE INTERVIEWEE			
SPC more.....	47	29	24
SPC less.....	36	27	37
INACTIVE	42	27	31
LEVEL OF EDUCATION			
Low level	33	27	40
Average level	34	32	34
High Level Graduate	43	25	32
High Level Post Graduate	51	27	22
REGION			
West Germany	42	28	30
Bremen, Hamburg, Nieder.-Sachsen Schleswig-Holstein	42	25	33
Nord Rhein Westfalen.....	42	31	27
B.-Württemberg, Hessen, Rhineland Pfalz., Saarland	42	27	31
Bavaria	42	28	30
Berlin	38	31	31
East Germany	36	27	37
Brandenburg, Mecklenburg-P.-O., Sachsen-Anhalt	34	24	42
Sachsen, Thuringen	39	30	31
POLITICAL LEANING			
Left	43	30	27
Die Linke	39	28	33
SPD	43	32	25
Grüne	48	30	22
FDP	55	28	17
Right	47	29	24
CDU/CSU	50	28	22
Alternative für Deutschland	41	31	28
Other political party	39	23	38
No political party	27	22	51
RELIGION			
Catholic	44	27	29
Practicing Catholic.....	44	33	23
Non-Practicing Catholic.....	44	25	31
Protestant	43	29	28
Practicing Protestant	52	27	21
Non Practicing Protestant	40	29	31
Other religion	32	37	31
No religion	41	27	32
THE WAY ONE MAKES ENDS MEET			
Easily.....	44	29	27
With difficulty.....	34	25	41


(*)Under 40 individuals : these results are to be interpreted with caution due the low numbers of interviewees

Forecast about the impact of the Brexit on the national economy

	Offer opportunities to the Spanish economy (%)	Weaken the Spanish economy (%)	No opinion (%)
ALL SPANISH	35	28	37
SEX OF THE INTERVIEWEE			
Man	43	28	29
Woman	28	27	45
AGE OF THE INTERVIEWEE			
Under 35 years	28	32	40
18 to 24 years.....	30	31	39
25 to 34 years.....	27	32	41
35 years and over	38	26	36
35 to 49 years.....	32	31	37
50 to 64 years.....	39	22	39
65 years and over.....	44	23	33
PROFESSION OF THE INTERVIEWEE			
SPC more.....	41	26	33
SPC less.....	30	30	40
INACTIVE	38	25	37
LEVEL OF EDUCATION			
Low level	25	22	53
Average level	37	24	39
High Level Graduate	35	27	38
High Level Post Graduate	38	43	19
REGION			
North West.....	40	26	34
Nord East	32	27	41
Madrid	37	29	34
Centre	35	28	37
East	32	27	41
- including Catalonia	34	25	41
South.....	36	26	38
Canaries	42	37	21
POLITICAL LEANING			
Left	34	30	36
Podemos	37	25	38
Izquierda Unita	21	33	46
Spanish Socialist Workers' Party	39	33	28
Ciudadanos	40	31	29
People's Party	43	27	30
Other political party	41	29	30
No political party	27	25	48
RELIGION			
Catholic	38	28	34
Practicing Catholic.....	38	27	35
Non-Practicing Catholic.....	38	29	33
Other religion	36	34	30
No religion	28	25	47
THE WAY ONE MAKES ENDS MEET			
Easily.....	36	27	37
With difficulty.....	33	29	38

(*)Under 40 individuals : these results are to be interpreted with caution due the low numbers of interviewees

Forecast about the impact of the Brexit on the national economy

	Offer opportunities to the Italian economy (%)	Weaken the Italian economy (%)	No opinion (%)
ALL ITALIANS	32	28	40
SEX OF THE INTERVIEWEE			
Man	40	25	35
Woman	25	30	45
AGE OF THE INTERVIEWEE			
Under 35 years	26	36	38
18 to 24 years.....	27	36	37
25 to 34 years.....	26	36	38
35 years and over	34	25	41
35 to 49 years.....	28	32	40
50 to 64 years.....	33	25	42
65 years and over.....	42	18	40
PROFESSION OF THE INTERVIEWEE			
SPC more.....	35	28	37
SPC less.....	30	31	39
INACTIVE	34	25	41
LEVEL OF EDUCATION			
Low level	28	21	51
Average level	32	26	42
High Level Graduate	35	33	32
High Level Post Graduate	33	29	38
REGION			
North West.....	37	25	38
Nord East	29	32	39
Centre	31	27	42
South	31	28	41
POLITICAL LEANING			
Left	38	23	39
Democratic Party.....	39	21	40
Five Stars Movement.....	28	32	40
Right	43	28	29
Forza Italia	48	22	30
Lega Nord	44	23	33
No political party	25	29	46
RELIGION			
Catholic	34	28	38
Practicing Catholic.....	38	27	35
Non-Practicing Catholic.....	31	29	40
Other religion(*)	24	26	50
No religion	29	26	45
THE WAY ONE MAKES ENDS MEET			
Easily.....	38	25	37
With difficulty.....	28	30	42

(*)Under 40 individuals : these results are to be interpreted with caution due the low numbers of interviewees






Forecast about the impact of the Brexit on the national economy

	Offer opportunities to the Polish economy (%)	Weaken the Polish economy (%)	No opinion (%)
ALL POLES	35	26	39
SEX OF THE INTERVIEWEE			
Man	38	32	30
Woman	33	20	47
AGE OF THE INTERVIEWEE			
Under 35 years	37	26	37
18 to 24 years.....	44	21	35
25 to 34 years.....	34	28	38
35 years and over	34	26	40
35 to 49 years.....	32	25	43
50 to 64 years.....	35	27	38
65 years and over.....	39	24	37
PROFESSION OF THE INTERVIEWEE			
SPC more.....	36	29	35
SPC less.....	33	23	44
INACTIVE	37	27	36
LEVEL OF EDUCATION			
Low level	34	36	30
Average level	32	26	42
High Level Graduate	41	25	34
High Level Post Graduate	38	25	37
REGION			
Lodz, Mazovia	32	28	40
Little Poland, Silesia	39	27	34
Lublin, B.-Carpathians, Ste-Croix, Podlachia	34	24	42
Greater Poland, Pomerania O., Lubusz	38	22	40
Lower Silesia, Opole	32	29	39
C.-Pomerania, V.-Mazuria, Pomerania	36	25	39
POLITICAL LEANING			
Left	32	25	43
Together (Razem) (*)	33	15	52
Democratic Left Alliance (SLD)	33	27	40
Other leftwing parties	30	28	42
Moderne (Nowoczesna)	39	26	35
Right	38	29	33
Civic Platform (PO)	50	24	26
Law and Justice (PiS)	34	35	31
Kukiz'15	30	27	43
KORWiN (*)	26	24	50
Other political party	30	20	50
RELIGION			
Catholic	37	27	36
Practicing Catholic.....	36	29	35
Non-Practicing Catholic.....	39	23	38
Other religion	26	34	40
No religion	37	22	41


(*)Under 40 individuals : these results are to be interpreted with caution due the low numbers of interviewees

Forecast about the future of European integration after the Brexit

Question : Do you think that following the exit of the UK the European Union will ?


	All French  2016		All Germans  2016		All Spanish  2016		All Italians  2016		All Poles  2016	
	Jul. (%)	Oct. (%)	Jul. (%)	Oct. (%)	Jul. (%)	Oct. (%)	Jul. (%)	Oct. (%)	Jul. (%)	Oct. (%)
• The European Union will start afresh on new foundations and it will emerge strengthened by this crisis	37	36	54	52	47	51	36	31	44	45
• Other countries will leave the EU which will lead to its disappearance	32	36	27	27	28	26	41	45	32	30
- No opinion	31	28	19	21	25	23	23	24	24	25
TOTAL.....	100	100	100	100	100	100	100	100	100	100

Forecast about the future of European integration after the Brexit

	The European Union will start afresh on new foundations and it will emerge strengthened by this crisis (%)	Other countries will leave the EU which will lead to its disappearance (%)	No opinion (%)
ALL FRENCH	36	36	28
SEX OF THE INTERVIEWEE			
Man	45	34	21
Woman	29	37	34
AGE OF THE INTERVIEWEE			
Under 35 years	36	39	25
18 to 24 years.....	39	36	25
25 to 34 years.....	34	41	25
35 years and over	37	35	28
35 to 49 years.....	35	37	28
50 to 64 years.....	30	42	28
65 years and over.....	46	23	31
PROFESSION OF THE INTERVIEWEE			
ACTIVE	36	38	26
SPC+	39	38	23
Independent worker(*)	39	44	17
Executive.....	40	34	26
Intermediary profession	43	34	23
SPC-	31	40	29
White collar	33	39	28
Blue collar.....	29	40	31
INACTIVE	37	34	29
Retired	41	29	30
Other inactive.....	30	42	28
LEVEL OF EDUCATION			
No qualifications/ CEP / BEPC	33	40	27
CAP / BEP	31	33	36
Baccalauréat	34	41	25
Bac + 2 years, Bac level + 2 years	40	34	26
Degree /Higher Diploma.....	45	26	29
Student	34	45	21
REGION			
Parisian Region	42	33	25
Province	35	37	28
Nord East	34	39	27
North West.....	34	41	25
South West.....	32	32	36
South East.....	39	32	29
SIZE OF URBAN UNIT			
Rural Communities	36	39	25
Urban provincial communities.....	36	35	29
Parisian Agglomeration.....	40	35	25
POLITICAL LEANING			
Left	46	31	23
LO / NPA (*)	14	74	12
Left Front	32	40	28
Socialist Party	59	21	20
Europe Ecologie / The Greens	41	30	29
Modem	48	17	35
Right	35	45	20
Les Républicains	43	33	24
Front National	23	60	17
No political leaning	24	33	43
VOTE IN THE PRESIDENTIAL 2012 (1st round)			
Jean-Luc Mélenchon	41	35	24
François Hollande	47	29	24
François Bayrou	52	8	40
Nicolas Sarkozy	44	30	26
Marine Le Pen	23	57	20
RELIGION			
Catholic	38	36	26
Practicing Catholic.....	34	51	15
Non-Practicing Catholic.....	39	33	28
Other religion	34	39	27
No religion	35	36	29
THE WAY ONE MAKES ENDS MEET			
Easily.....	44	32	24
With difficulty.....	31	39	30


(*)Under 40 individuals : these results are to be interpreted with caution due the low numbers of interviewees

Forecast about the future of European integration after the Brexit

	The European Union will start afresh on new foundations and it will emerge strengthened by this crisis (%)	Other countries will leave the EU which will lead to its disappearance (%)	No opinion (%)
ALL GERMANS	52	27	21
SEX OF THE INTERVIEWEE			
Man	59	25	16
Woman	45	30	25
AGE OF THE INTERVIEWEE			
Under 35 years	52	30	18
18 to 24 years.....	54	31	15
25 to 34 years.....	50	30	20
35 years and over	52	27	21
35 to 49 years.....	45	30	25
50 to 64 years.....	50	28	22
65 years and over.....	62	21	17
PROFESSION OF THE INTERVIEWEE			
SPC more.....	55	26	19
SPC less.....	46	32	22
INACTIVE	57	24	19
LEVEL OF EDUCATION			
Low level	47	25	28
Average level	46	31	23
High Level Graduate	52	30	18
High Level Post Graduate	62	21	17
REGION			
West Germany	54	27	19
Bremen, Hamburg, Nieder.-Sachsen Schleswig-Holstein	51	24	25
Nord Rhein Westfalen.....	60	26	14
B.-Württemberg, Hessen, Rhineland Pfalz., Saarland	51	27	22
Bavaria	54	29	17
Berlin	48	31	21
East Germany	44	30	26
Brandenburg, Mecklenburg-P.-O., Sachsen-Anhalt	44	27	29
Sachsen, Thuringen	45	33	22
POLITICAL LEANING			
Left	60	21	19
Die Linke	51	25	24
SPD	64	21	15
Grüne	59	18	23
FDP	62	20	18
Right	54	35	11
CDU/CSU	65	24	11
Alternative für Deutschland	34	55	11
Other political party	46	32	22
No political party	36	28	36
RELIGION			
Catholic	54	29	17
Practicing Catholic.....	49	37	14
Non-Practicing Catholic.....	55	27	18
Protestant	54	27	19
Practicing Protestant	52	29	19
Non Practicing Protestant	55	26	19
Other religion	43	35	22
No religion	52	27	21
THE WAY ONE MAKES ENDS MEET			
Easily.....	54	27	19
With difficulty.....	47	28	25


(*)Under 40 individuals : these results are to be interpreted with caution due the low numbers of interviewees

Forecast about the future of European integration after the Brexit

	The European Union will start afresh on new foundations and it will emerge strengthened by this crisis (%)	Other countries will leave the EU which will lead to its disappearance (%)	No opinion (%)
ALL SPANISH	51	26	23
SEX OF THE INTERVIEWEE			
Man	57	24	19
Woman	45	27	28
AGE OF THE INTERVIEWEE			
Under 35 years	43	34	23
18 to 24 years.....	47	30	23
25 to 34 years.....	41	35	24
35 years and over	53	23	24
35 to 49 years.....	46	28	26
50 to 64 years.....	55	23	22
65 years and over.....	63	16	21
PROFESSION OF THE INTERVIEWEE			
SPC more.....	55	26	19
SPC less.....	45	30	25
INACTIVE	55	21	24
LEVEL OF EDUCATION			
Low level	46	23	31
Average level	48	26	26
High Level Graduate	52	26	22
High Level Post Graduate	56	28	16
REGION			
North West.....	52	26	22
Nord East	47	27	26
Madrid	53	27	20
Centre	49	29	22
East	50	25	25
- including Catalonia	47	24	29
South.....	54	26	20
Canaries	48	13	39
POLITICAL LEANING			
Left	49	32	19
Podemos	43	39	18
Izquierda Unita	40	35	25
Spanish Socialist Workers' Party	61	23	16
Ciudadanos	56	25	19
People's Party	69	13	18
Other political party	42	39	19
No political party	42	24	34
RELIGION			
Catholic	57	22	21
Practicing Catholic.....	60	20	20
Non-Practicing Catholic.....	56	23	21
Other religion	37	33	30
No religion	40	33	27
THE WAY ONE MAKES ENDS MEET			
Easily.....	54	24	22
With difficulty.....	44	30	26

(*)Under 40 individuals : these results are to be interpreted with caution due the low numbers of interviewees

Forecast about the future of European integration after the Brexit

	Other countries will leave the EU which will lead to its disappearance	The European Union will start afresh on new foundations and it will emerge strengthened by this crisis	No opinion
	(%)	(%)	(%)
ALL ITALIANS	45	31	24
SEX OF THE INTERVIEWEE			
Man	41	35	24
Woman	49	27	24
AGE OF THE INTERVIEWEE			
Under 35 years	50	31	19
18 to 24 years.....	40	37	23
25 to 34 years.....	55	28	17
35 years and over	44	31	25
35 to 49 years.....	50	30	20
50 to 64 years.....	39	32	29
65 years and over.....	42	31	27
PROFESSION OF THE INTERVIEWEE			
SPC more.....	44	36	20
SPC less.....	46	35	19
INACTIVE	45	27	28
LEVEL OF EDUCATION			
Low level	47	27	26
Average level	47	27	26
High Level Graduate	43	36	21
High Level Post Graduate	43	36	21
REGION			
North West.....	39	31	30
Nord Est	48	29	23
Centre	43	33	24
Sud	50	31	19
POLITICAL LEANING			
Left	26	46	28
Democratic Party.....	21	51	28
Five Stars Movement	58	22	20
Right	56	28	16
Forza Italia	49	37	14
Lega Nord	66	19	15
No political party	46	27	27
RELIGION			
Catholic	45	31	24
Practicing Catholic.....	41	31	28
Non-Practicing Catholic.....	47	31	22
Other religion(*)	56	24	20
No religion	44	34	22
THE WAY ONE MAKES ENDS MEET			
Easily.....	36	39	25
With difficulty.....	52	25	23

(*)Under 40 individuals : these results are to be interpreted with caution due the low numbers of interviewees






Forecast about the future of European integration after the Brexit

	The European Union will start afresh on new foundations and it will emerge strengthened by this crisis (%)	Other countries will leave the EU which will lead to its disappearance (%)	No opinion (%)
ALL POLES	45	30	25
SEX OF THE INTERVIEWEE			
Man	53	29	18
Woman	37	31	32
AGE OF THE INTERVIEWEE			
Under 35 years	37	36	27
18 to 24 years.....	37	38	25
25 to 34 years.....	38	34	28
35 years and over	48	28	24
35 to 49 years.....	39	33	28
50 to 64 years.....	49	27	24
65 years and over.....	59	21	20
PROFESSION OF THE INTERVIEWEE			
SPC more.....	46	33	21
SPC less.....	39	32	29
INACTIVE	49	27	24
LEVEL OF EDUCATION			
Low level	50	18	32
Average level	44	29	27
High Level Graduate	44	36	20
High Level Post Graduate	46	31	23
REGION			
Lodz, Mazovia	45	31	24
Little Poland, Silesia	48	30	22
Lublin, B.-Carpathians, Ste-Croix, Podlachia	42	29	29
Greater Poland, Pomerania O., Lubusz	44	30	26
Lower Silesia, Opole	48	26	26
C.-Pomerania, V.-Mazuria, Pomerania	42	33	25
POLITICAL LEANING			
Left	54	26	20
Together (Razem) (*)	44	34	22
Democratic Left Alliance (SLD)	60	25	15
Other leftwing parties	51	23	26
Moderne (Nowoczesna)	62	22	16
Right	44	33	23
Civic Platform (PO)	62	17	21
Law and Justice (PiS)	38	37	25
Kukiz'15	34	41	25
KORWiN (*)	18	58	24
Other political party	28	34	38
RELIGION			
Catholic	46	31	23
Practicing Catholic.....	44	33	23
Non-Practicing Catholic.....	49	26	25
Other religion	39	34	27
No religion	45	34	21


(*)Under 40 individuals : these results are to be interpreted with caution due the low numbers of interviewees

Attitude expected of the EU in the negotiations with the United Kingdom

Question : Personally do you want, as part of the negotiations with the UK?


	All French  2016		All Germans  2016		All Spanish  2016		All Italians  2016		All Poles  2016	
	Jul. (%)	Oct. (%)	Jul. (%)	Oct. (%)	Jul. (%)	Oct. (%)	Jul. (%)	Oct. (%)	Jul. (%)	Oct. (%)
• The European Union to be <u>extremely conciliatory</u> with the British and maintain a greater number of preferential economic and trade agreements as possible between the EU and the UK so that it never really leaves the EU.....	11	12	11	13	10	14	12	15	21	20
• The European Union to be <u>quite conciliatory</u> with the British and maintain preferential economic and trade agreements between the EU and the UK.....	36	39	34	38	39	40	41	44	52	54
The European Union to be <u>totally uncompromising</u> with the British and withdraw rapidly all of the economic and trade advantages that were linked to belonging to the EU	53	49	55	49	51	46	47	41	27	26
TOTAL.....	100	100	100	100	100	100	100	100	100	100

Attitude expected of the EU in the negotiations with the United Kingdom

	The European Union to be <u>totally uncompromising</u> with the British and withdraw rapidly all of the economic and trade advantages that were linked to belonging to the EU	The European Union to be <u>quite conciliatory</u> with the British and maintain preferential economic and trade agreements between the EU and the UK	The European Union to be <u>extremely conciliatory</u> with the British and maintain a greater number of preferential economic and trade agreements as possible between the EU and the UK so that it never really leaves the EU
	(%)	(%)	(%)
ALL FRENCH	49	39	12
SEX OF THE INTERVIEWEE			
Man	56	35	9
Woman	43	42	15
AGE OF THE INTERVIEWEE			
Under 35 years			
18 to 24 years.....	38	51	11
25 to 34 years.....	45	42	13
35 years and over			
35 to 49 years.....	52	36	12
50 to 64 years.....	41	40	19
65 years and over.....	56	34	10
65 years and over.....	60	35	5
PROFESSION OF THE INTERVIEWEE			
ACTIVE			
SPC+			
Independent worker(*)	49	39	12
Executive.....	54	35	11
.....	57	30	13
.....	52	38	10
Intermediary profession			
.....	52	41	7
SPC-			
White collar	46	38	16
Blue collar.....	43	41	16
.....	50	35	15
INACTIVE			
Retired	49	39	12
Other inactive.....	59	35	6
.....	31	47	22
LEVEL OF EDUCATION			
No qualifications/ CEP / BEPC	43	37	20
CAP / BEP	53	30	17
Baccalauréat	48	43	9
Bac + 2 years, Bac level + 2 years	56	35	9
Degree /Higher Diploma.....	54	36	10
Student	35	54	11
REGION			
Parisian Region	47	40	13
Province			
Nord East	50	38	12
North West.....	49	38	13
North West.....	48	39	13
South West.....	49	38	13
South East.....	53	38	9
SIZE OF URBAN UNIT			
Rural Communities	48	39	13
Urban provincial communities.....	50	38	12
Parisian Agglomeration.....	47	41	12
POLITICAL LEANING			
Left			
LO / NPA (*)	56	37	7
.....	48	45	7
Left Front	54	41	5
Socialist Party	60	35	5
Europe Ecologie / The Greens	53	34	13
Modem			
Right			
Les Républicains	45	48	7
.....	51	36	13
Les Républicains	55	30	15
Front National	46	41	13
No political leaning	42	39	19
VOTE IN THE PRESIDENTIAL 2012 (1st round)			
Jean-Luc Mélenchon	54	36	10
François Hollande	56	36	8
François Bayrou	60	35	5
Nicolas Sarkozy	53	34	13
Marine Le Pen	43	43	14
RELIGION			
Catholic			
Practicing Catholic.....	52	36	12
.....	53	38	9
Non-Practicing Catholic.....	52	35	13
Other religion			
.....	38	39	23
No religion			
.....	50	40	10
THE WAY ONE MAKES ENDS MEET			
Easily.....	53	38	9
With difficulty.....	46	39	15


(*)Under 40 individuals : these results are to be interpreted with caution due the low numbers of interviewees

Attitude expected of the EU in the negotiations with the United Kingdom

	The European Union to be <u>totally uncompromising</u> with the British and withdraw rapidly all of the economic and trade advantages that were linked to belonging to the EU	The European Union to be <u>quite conciliatory</u> with the British and maintain preferential economic and trade agreements between the EU and the UK	The European Union to be <u>extremely conciliatory</u> with the British and maintain a greater number of preferential economic and trade agreements as possible between the EU and the UK so that it never really leaves the EU
	(%)	(%)	(%)
ALL GERMANS	49	38	13
SEX OF THE INTERVIEWEE			
Man	55	36	9
Woman	43	40	17
AGE OF THE INTERVIEWEE			
Under 35 years	41	40	19
18 to 24 years.....	33	42	25
25 to 34 years.....	47	39	14
35 years and over	51	38	11
35 to 49 years.....	49	39	12
50 to 64 years.....	46	41	13
65 years and over.....	56	34	10
PROFESSION OF THE INTERVIEWEE			
SPC more.....	55	36	9
SPC less.....	44	41	15
INACTIVE	49	37	14
LEVEL OF EDUCATION			
Low level	45	37	18
Average level	42	42	16
High Level Graduate	47	42	11
High Level Post Graduate	59	31	10
REGION			
West Germany	50	37	13
Bremen, Hamburg, Nieder-Sachsen Schleswig-Holstein	51	38	11
Nord Rhein Westphalen.....	47	40	13
B.-Württemberg, Hessen, Rhineland Pfalz., Saarland ..	51	36	13
Bavaria	53	33	14
Berlin	48	42	10
East Germany	39	45	16
Brandenburg, Mecklenburg-P.-O., Sachsen-Anhalt	45	41	14
Sachsen, Thüringen	33	49	18
POLITICAL LEANING			
Left	52	39	9
Die Linke	53	39	8
SPD	49	39	12
Grüne	54	42	4
FDP	59	25	16
Right	48	39	13
CDU/CSU	51	38	11
Alternative für Deutschland	40	45	15
Other political party	48	43	9
No political party	41	38	21
RELIGION			
Catholic	53	39	8
Practicing Catholic.....	61	32	7
Non-Practicing Catholic.....	50	42	8
Protestant	55	32	13
Practicing Protestant	59	24	17
Non Practicing Protestant	53	36	11
Other religion	39	44	17
No religion	45	40	15
THE WAY ONE MAKES ENDS MEET			
Easily.....	48	40	12
With difficulty.....	49	34	17


(*)Under 40 individuals : these results are to be interpreted with caution due the low numbers of interviewees

Attitude expected of the EU in the negotiations with the United Kingdom

	The European Union to be totally uncompromising with the British and withdraw rapidly all of the economic and trade advantages that were linked to belonging to the EU	The European Union to be quite conciliatory with the British and maintain preferential economic and trade agreements between the EU and the UK	The European Union to be extremely conciliatory with the British and maintain a greater number of preferential economic and trade agreements as possible between the EU and the UK so that it never really leaves the EU
	(%)	(%)	(%)
ALL SPANISH	46	40	14
SEX OF THE INTERVIEWEE			
Man	52	38	10
Woman	40	43	17
AGE OF THE INTERVIEWEE			
Under 35 years	40	41	19
18 to 24 years.....	34	44	22
25 to 34 years.....	42	40	18
35 years and over	48	40	12
35 to 49 years.....	46	41	13
50 to 64 years.....	45	43	12
65 years and over.....	53	35	12
PROFESSION OF THE INTERVIEWEE			
SPC more.....	45	45	10
SPC less.....	43	43	14
INACTIVE	49	35	16
LEVEL OF EDUCATION			
Low level	43	44	13
Average level	41	42	17
High Level Graduate	52	36	12
High Level Post Graduate	38	48	14
REGION			
North West.....	58	34	8
Nord East	48	42	10
Madrid	40	42	18
Centre	47	41	12
East	43	43	14
- including Catalonia	38	47	15
South.....	48	35	17
Canaries	36	47	17
POLITICAL LEANING			
Left	46	40	14
Podemos	41	43	16
Izquierda Unita	48	36	16
Spanish Socialist Workers' Party	48	40	12
Ciudadanos	51	41	8
People's Party	48	42	10
Other political party	54	33	13
No political party	43	38	19
RELIGION			
Catholic	48	40	12
Practicing Catholic.....	46	43	11
Non-Practicing Catholic.....	49	39	12
Other religion	31	46	23
No religion	42	40	18
THE WAY ONE MAKES ENDS MEET			
Easily.....	47	41	12
With difficulty.....	44	39	17

(*)Under 40 individuals : these results are to be interpreted with caution due the low numbers of interviewees

Attitude expected of the EU in the negotiations with the United Kingdom

	The European Union to be <u>quite conciliatory</u> with the British and maintain preferential economic and trade agreements between the EU and the UK	The European Union to be <u>totally uncompromising</u> with the British and withdraw rapidly all of the economic and trade advantages that were linked to belonging to the EU	The European Union to be <u>extremely conciliatory</u> with the British and maintain a greater number of preferential economic and trade agreements as possible between the EU and the UK so that it never really leaves the EU
	(%)	(%)	(%)
ALL ITALIANS	44	41	15
SEX OF THE INTERVIEWEE			
Man	38	48	14
Woman	50	34	16
AGE OF THE INTERVIEWEE			
Under 35 years	54	35	11
18 to 24 years.....	65	27	8
25 to 34 years.....	49	39	12
35 years and over	41	42	17
35 to 49 years.....	47	39	14
50 to 64 years.....	40	40	20
65 years and over.....	35	48	17
PROFESSION OF THE INTERVIEWEE			
SPC more.....	41	45	14
SPC less.....	47	39	14
INACTIVE	43	40	17
LEVEL OF EDUCATION			
Low level	35	39	26
Average level	47	37	16
High Level Graduate	50	37	13
High Level Post Graduate	41	48	11
REGION			
North West.....	45	43	12
Nord Est	39	43	18
Centre	44	41	15
Sud	47	36	17
POLITICAL LEANING			
Left	40	53	7
Democratic Party.....	39	55	6
Five Stars Movement	48	36	16
Right	45	33	22
Forza Italia	57	30	13
Lega Nord	39	26	35
No political party	45	38	17
RELIGION			
Catholic	45	40	15
Practicing Catholic.....	44	42	14
Non-Practicing Catholic.....	45	40	15
Other religion(*)	40	29	31
No religion	43	43	14
THE WAY ONE MAKES ENDS MEET			
Easily.....	45	43	12
With difficulty.....	44	38	18

(*)Under 40 individuals : these results are to be interpreted with caution due the low numbers of interviewees

Attitude expected of the EU in the negotiations with the United Kingdom

	The European Union to be <u>quite conciliatory</u> with the British and maintain preferential economic and trade agreements between the EU and the UK	The European Union to be <u>totally uncompromising</u> with the British and withdraw rapidly all of the economic and trade advantages that were linked to belonging to the EU	The European Union to be <u>extremely conciliatory</u> with the British and maintain a greater number of preferential economic and trade agreements as possible between the EU and the UK so that it never really leaves the EU
	(%)	(%)	(%)
ALL POLES	54	26	20
SEX OF THE INTERVIEWEE			
Man	50	32	18
Woman	57	22	21
AGE OF THE INTERVIEWEE			
Under 35 years	59	25	16
18 to 24 years.....	61	28	11
25 to 34 years.....	58	23	19
35 years and over	51	27	22
35 to 49 years.....	48	31	21
50 to 64 years.....	55	25	20
65 years and over.....	49	27	24
PROFESSION OF THE INTERVIEWEE			
SPC more.....	52	33	15
SPC less.....	54	25	21
INACTIVE	54	25	21
LEVEL OF EDUCATION			
Low level	45	32	23
Average level	55	25	20
High Level Graduate	51	29	20
High Level Post Graduate	55	27	18
REGION			
Lodz, Mazovia	50	27	23
Little Poland, Silesia	59	24	17
Lublin, B.-Carpathians, Ste-Croix, Podlachia	56	24	20
Greater Poland, Pomerania O., Lubusz	55	24	21
Lower Silesia, Opole	51	30	19
C.-Pomerania, V.-Mazuria, Pomerania	50	31	19
POLITICAL LEANING			
Left	49	30	21
Together (Razem) (*)	63	17	20
Democratic Left Alliance (SLD)	45	33	22
Other leftwing parties	45	34	21
Moderne (Nowoczesna)	48	34	18
Right	56	26	18
Civic Platform (PO)	46	30	24
Law and Justice (PiS)	60	23	17
Kukiz'15	61	26	13
KORWiN (*)	71	25	4
Other political party	56	22	22
RELIGION			
Catholic	54	27	19
Practicing Catholic.....	56	25	19
Non-Practicing Catholic.....	52	29	19
Other religion	53	30	17
No religion	54	27	19

(*)Under 40 individuals : these results are to be interpreted with caution due the low numbers of interviewees